nira



Cables & Accessories



Fater Rasa-Noor Holding

Fater Rasa Noor Co started its career in telecommunication technology about ten years ago by providing telecommunication equipment and IT solution. Because of the advantages of the optical fiber technology, when it entered into Iran, our company decided to focus on this subject because of its importance in the telecommunication infrastructure of Iran. Now a days Fater Rasa-Noor Co has a lot of experiences and has an important role on building the telecommunication infrastructure of the country. Our services is divided in ٤ section: infrastructure of optical fiber network, technology, LV services, producing cables and accessories. Fater Rasa Noor Co under Nira commercial brand is provider, consultant, designer and executor of the FTTX and GPON technology. Our company can do all the passive, active and LV services integrated on optical fiber infrastructure.







CEO speech

Nira factory is one of the subset of Fater Rasa Noor holding was founded two years ago in Salafchegan free economic zone in order to customize and supply optical fiber technology, exporting and producing optical fiber cable and accessories. Foundation the factory which equipped with different kind of optical fiber cable and accessories production lines is a big step toward employment and economic growth. We, proudly, can build one of the largest and most equipped optical fiber manufacture in the Middle East. Equipped salons, modern machineries and standard infrastructure makes the factory one of the best production complex of the region and cause a quality of production and satisfying the customers.

Optical Fiber Cables

Indoor Optical Fiber Cable

FTTH Drop Cable

Indoor Optical Fiber Cable

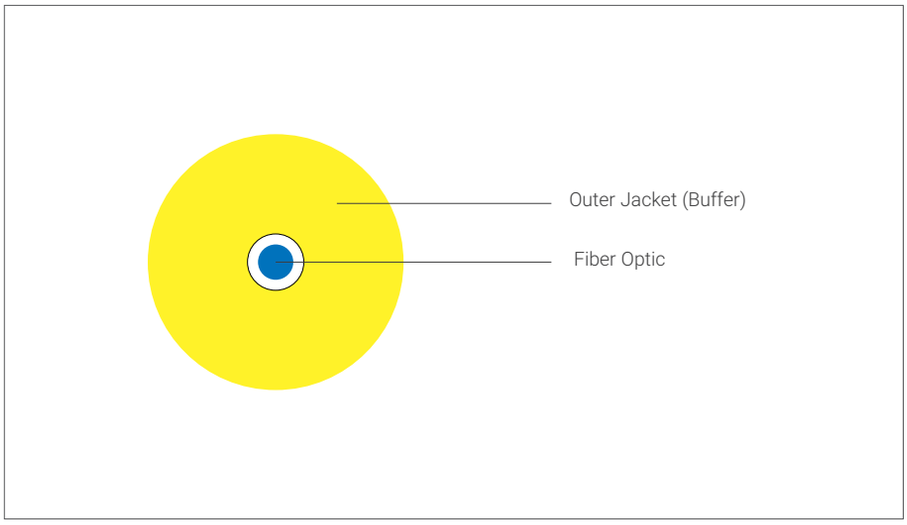

Fiber Transmission Performance		
Parameters / Fiber Count	Single Mode / 1	
Fiber Core Diameter (µm)	9	
Fiber Category	ITU-T G.657	
Wavelengths (nm)	1310/1550/1625	
Maximum Attenuation (dB/km)	0.3~0.4	
Physical Characteristics		
Cable Weight (kg/km)	1~2	
Cable Dimension (mm)	0.9	
Environmental Characteristics		
Temperature	Installation	-10~+70 °C
	Operation	-20~+80 °C
Fire Performance		
Flame Retardant	IEC60332	
Low Smoke Emission	IEC61034	
No Acid Gas Emission	IEC60754	
Mechanical Characteristics		
Tensile Strength	IEC60794-E1	20 N Short Term 10 N Long Term
Bending Radius	IEC60794-1-E11	20*D @ Installation 10*D @ Operation
Crush Resistance	IEC60794-1-E3	500 N

Applications

- Indoor usage
- Suitable for FTTX network
- Flexible terminating leads such as pigtails, patch cords
- Optical distribution box connector cable
- Installation by air blower
- Connection between passive telecommunication components

Characteristics

- Metal free construction
- Connector installation directly
- Suitable tensile strength and bending
- LSZH jacket (this cable is halogen free)
- Low weight
- Quick and easy installation

Special features

- Production with different color
- Production with different jackets

Part Numbers
001IA1-T01xxxx-S1
001IA1-T01xxxx-S2
001IA2-T01xxxx-S1
001IA2-T01xxxx-S2

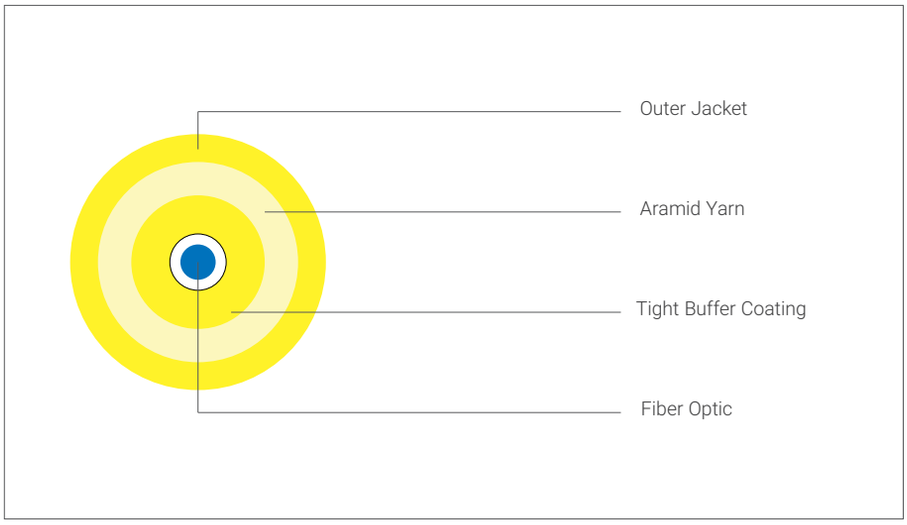

Fiber Transmission Performance		
Parameters / Fiber Count	Single Mode / 1	
Fiber Core Diameter (μm)	9	
Fiber Category	ITU-T G.657	
Wavelengths (nm)	1310/1550/1625	
Maximum Attenuation (dB/km)	0.3~0.4	
Physical Characteristics		
Cable Weight (kg/km)	7~10	
Cable Dimension (mm)	2~3	
Environmental Characteristics		
Temperature	Installation	-10~+70 °C
	Operation	-20~+80 °C
Fire Performance		
Flame Retardant	IEC60332	
Low Smoke Emission	IEC61034	
No Acid Gas Emission	IEC60754	
Mechanical Characteristics		
Tensile Strength	IEC60794-E1	150 N Short Term 70 N Long Term
Bending Radius	IEC60794-1-E11	20*D @ Installation 15*D @ Operation
Crush Resistance	IEC60794-1-E3	500 N

Applications

- Indoor usage
- Suitable for FTTX network
- Flexible terminating leads such as pigtails, patch cords
- Optical distribution box connector cable
- Installation by air blower
- Connection between passive telecommunication components

Characteristics

- Metal free construction
- Use aramid yarn to withstand mechanical stresses
- Connector installation directly
- Suitable tensile strength and bending
- LSZH jacket (this cable is halogen free)
- Low weight
- Quick and easy installation

Special features

- production with different color
- Production with different jackets

Part Numbers
001IA1-T01xxxK-S1
001IA1-T01xxxK-S2
001IA2-T01xxxK-S1
001IA2-T01xxxK-S2

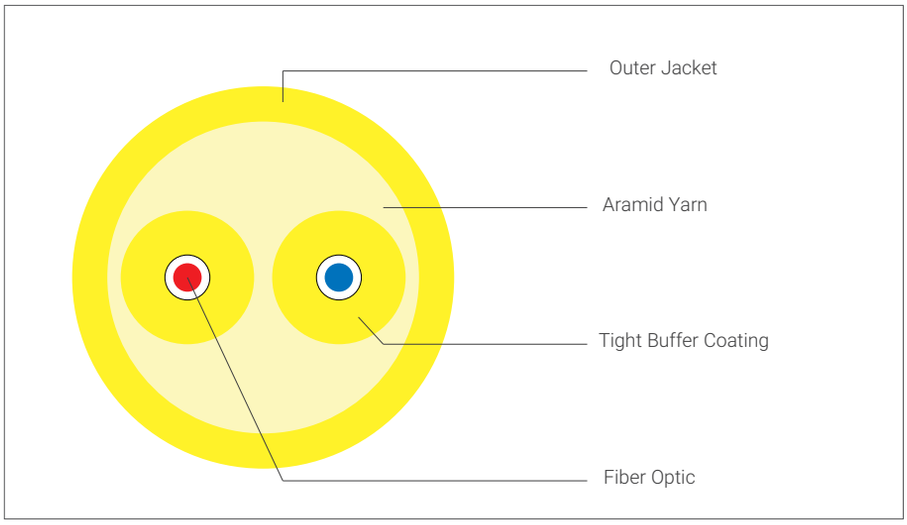

Fiber Transmission Performance		
Parameters / Fiber Count	Single Mode / 2	
Fiber Core Diameter (µm)	9	
Fiber Category	ITU-T G.657	
Wavelengths (nm)	1310/1550/1625	
Maximum Attenuation (dB/km)	0.3~0.4	
Physical Characteristics		
Cable Weight (kg/km)	5~10	
Cable Dimension (mm)	4~5	
Environmental Characteristics		
Temperature	Installation	-10~+70 °C
	Operation	-20~+80 °C
Fire Performance		
Flame Retardant	IEC60332	
Low Smoke Emission	IEC61034	
No Acid Gas Emission	IEC60754	
Mechanical Characteristics		
Tensile Strength	IEC60794-E1	300 N Short Term 150 N Long Term
Bending Radius	IEC60794-1-E11	20*D @ Installation 15*D @ Operation
Crush Resistance	IEC60794-1-E3	500 N

Applications

- Indoor usage
- Suitable for FTTX network
- Flexible terminating leads such as pigtails, patch cords
- Optical distribution box connector cable
- Installation by air blower

Characteristics

- Metal free construction
- Use aramid yarn to withstand mechanical stresses
- Connector installation directly
- Suitable tensile strength and bending
- LSZH jacket (this cable is halogen free)
- Low weight
- Quick and easy installation

Special features

- Production with different color
- Production with different jackets

Part Number
002IA1-T02xxxK-S1
002IA1-T02xxxK-S2
002IA2-T02xxxK-S1
002IA2-T02xxxK-S2

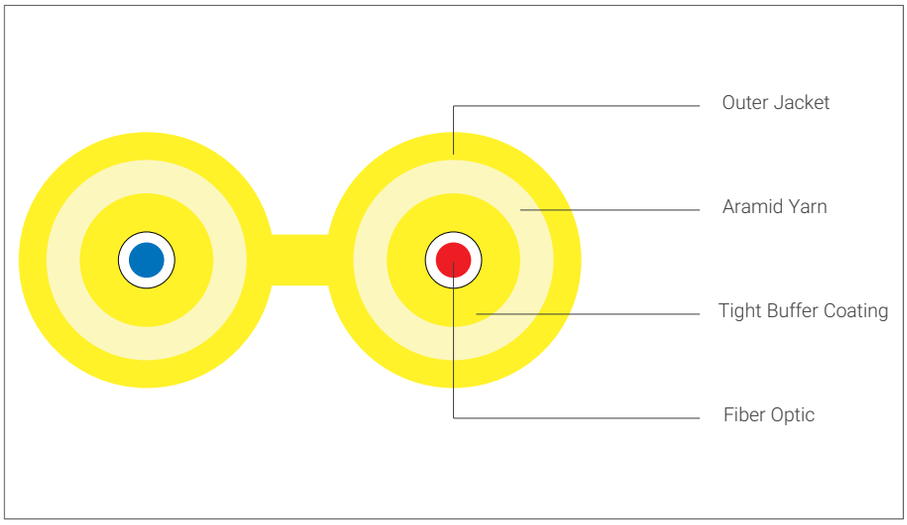

Fiber Transmission Performance		
Parameters / Fiber Count	Single Mode / 2	
Fiber Core Diameter (μm)	9	
Fiber Category	ITU-T G.657	
Wavelengths (nm)	1310/1550/1625	
Maximum Attenuation (dB/km)	0.3~0.4	
Physical Characteristics		
Cable Weight (kg/km)	9~12	
Cable Dimension (mm)	2*4	
Environmental Characteristics		
Temperature	Installation	-10~+70 °C
	Operation	-20~+80 °C
Fire Performance		
Flame Retardant	IEC60332	
Low Smoke Emission	IEC61034	
No Acid Gas Emission	IEC60754	
Mechanical Characteristics		
Tensile Strength	IEC60794-E1	300 N Short Term 150 N Long Term
Bending Radius	IEC60794-1-E11	20*D @ Installation 15*D @ Operation
Crush Resistance	IEC60794-1-E3	500 N

Applications

- Indoor usage
- Suitable for FTTX network
- Flexible terminating leads such as pigtails, patch cords
- Optical distribution box connector cable
- Installation by air blower

Characteristics

- Metal free construction
- Use aramid yarn to withstand mechanical stresses
- Connector installation directly
- Suitable tensile strength and bending
- LSZH jacket (this cable is halogen free)
- Low weight
- Quick and easy installation

Special features

- Production with different color
- Production with different jackets

Part Numbers
002IA1-T01xxxK-S1
002IA1-T01xxxK-S2
002IA2-T01xxxK-S1
002IA2-T01xxxK-S2

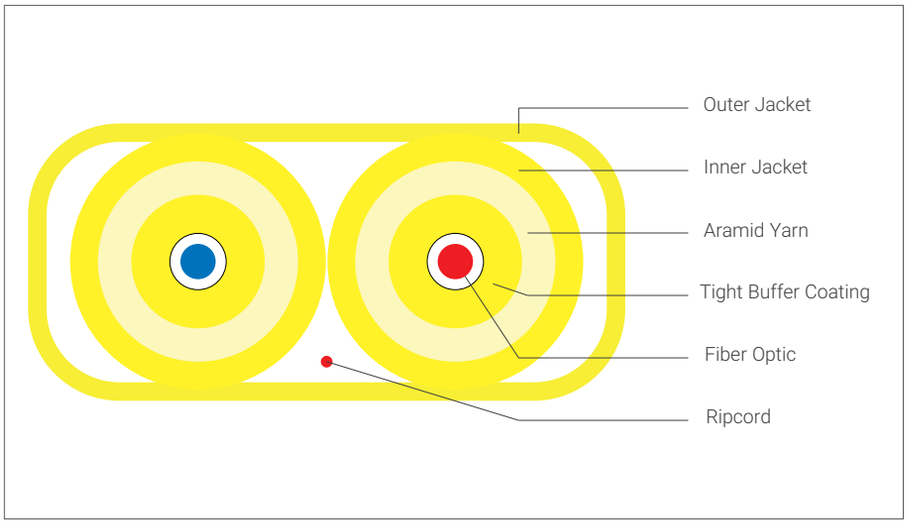

Fiber Transmission Performance		
Parameters / Fiber Count	Single Mode / 2	
Fiber Core Diameter (μm)	9	
Fiber Category	ITU-T G.657	
Wavelengths (nm)	1310/1550/1625	
Maximum Attenuation (dB/km)	0.3~0.4	
Physical Characteristics		
Cable Weight (kg/km)	18	
Cable Dimension (mm)	3.1*5.3	
Environmental Characteristics		
Temperature	Installation	-10~+70 °C
	Operation	-20~+80 °C
Fire Performance		
Flame Retardant	IEC60332	
Low Smoke Emission	IEC61034	
No Acid Gas Emission	IEC60754	
Mechanical Characteristics		
Tensile Strength	IEC60794-E1	300 N Short Term 150 N Long Term
Bending Radius	IEC60794-1-E11	20*D @ Installation 15*D @ Operation
Crush Resistance	IEC60794-1-E3	500 N

Applications

- Indoor usage
- Suitable for FTTX network
- Flexible terminating leads such as pigtails, patch cords
- Connector cable on optical distribution box
- Installation by air blower
- Suitable in high security environment against flame.

Characteristics

- Metal free construction
- Use aramid yarn to withstand mechanical stresses
- Connector installation directly
- Suitable tensile strength and bending
- LSZH jacket (this cable is halogen free)
- Low weight
- Quick and easy installation

Special features

- Production with different color
- Production with different jackets

Part Numbers
002IA1-T02xxxK-D1
002IA1-T02xxxK-D2
002IA2-T02xxxK-D1
002IA2-T02xxxK-D2

4-24 Core Tight Buffer Non-Unitized Distribution Optical Fiber Cable

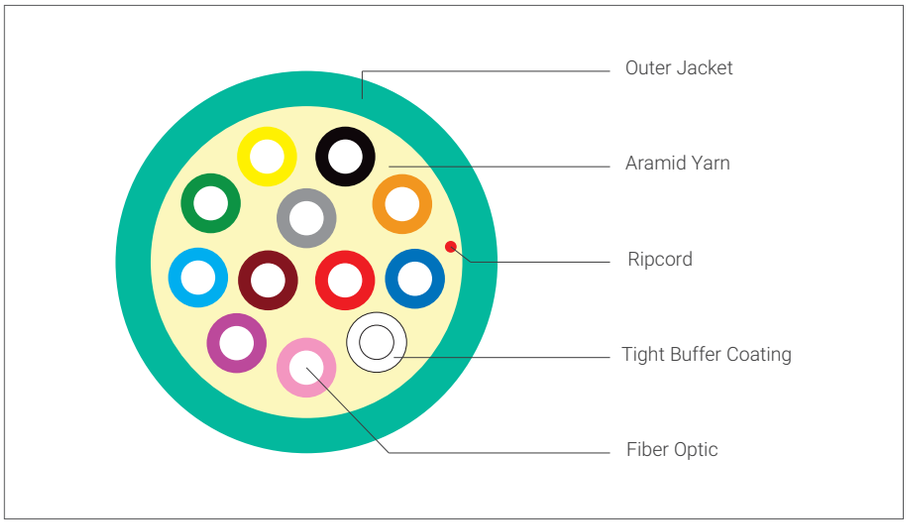

Fiber Transmission Performance		
Parameters / Fiber Count	Single Mode / 4 - 24	
Fiber Core Diameter (μm)	9	
Fiber Category	ITU-T G.657	
Wavelengths (nm)	1310/1550/1625	
Maximum Attenuation (dB/km)	0.3~0.4	
Physical Characteristics		
Cable Weight (kg/km)	18~130	
Cable Dimension (mm)	4~13	
Environmental Characteristics		
Temperature	Installation	-10~+70 °C
	Operation	-20~+80 °C
Fire Performance		
Flame Retardant	IEC60332	
Low Smoke Emission	IEC61034	
No Acid Gas Emission	IEC60754	
Mechanical Characteristics		
Tensile Strength	IEC60794-E1	1~2.5 kN Short Term 0.3~0.9 kN Long Term
Bending Radius	IEC60794-1-E11	20*D @ Installation 10*D @ Operation
Crush Resistance	IEC60794-1-E3	1500 N

Applications

- Indoor usage
- Suitable for FTTH network
- Connector cable on optical distribution box
- Suitable in perch to vertical duct and shaft

Characteristics

- Metal free construction
- Sandard color for better installation
- Use aramid yarn to withstand mechanical stresses
- Connector installation directly
- Suitable tensile strength and bending
- LSZH jacket (this cable is halogen free)
- Low weight
- Quick and easy installation

Special features

- Production with different color
- Production with different jacket

Part Numbers	
004IA1-T04xxxK-S1	004IA2-T04xxxK-S1
004IA1-T04xxxK-S2	004IA2-T04xxxK-S2
006IA1-T06xxxK-S1	006IA2-T06xxxK-S1
006IA1-T06xxxK-S2	006IA2-T06xxxK-S2
008IA1-T08xxxK-S1	008IA2-T08xxxK-S1
008IA1-T08xxxK-S2	008IA2-T08xxxK-S2
012IA1-T12xxxK-S1	012IA2-T12xxxK-S1
012IA1-T12xxxK-S2	012IA2-T12xxxK-S2
024IA1-T24xxxK-S1	024IA2-T24xxxK-S1
024IA1-T24xxxK-S2	024IA2-T24xxxK-S2

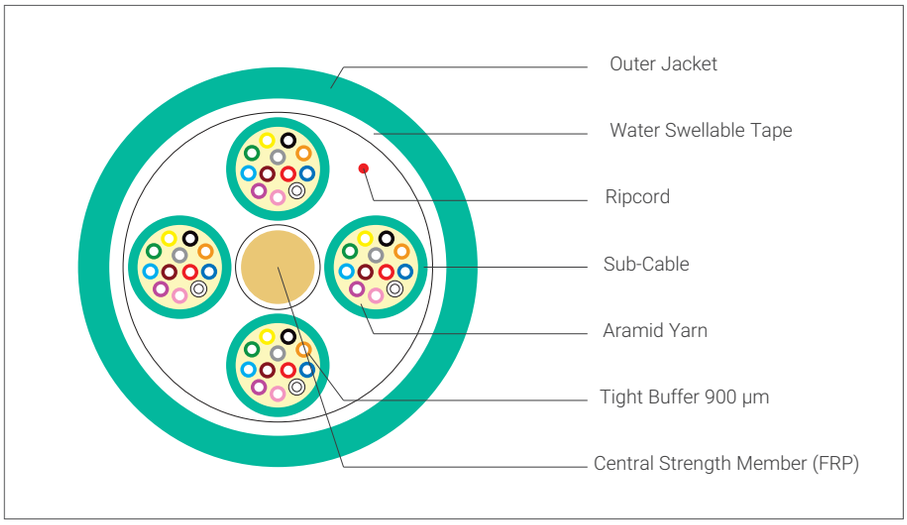

Fiber Transmission Performance		
Parameters / Fiber Count	Single Mode / 18 - 144	
Fiber Core Diameter (µm)	9	
Fiber Category	ITU-T G.657	
Wavelengths (nm)	1310/1550/1625	
Maximum Attenuation (dB/km)	0.3~0.4	
Physical Characteristics		
Cable Weight (kg/km)	120~450	
Cable Dimension (mm)	12~25	
Environmental Characteristics		
Temperature	Installation	-10~+70 °C
	Operation	-20~+80 °C
Fire Performance		
Flame Retardant	IEC60332	
Low Smoke Emission	IEC61034	
No Acid Gas Emission	IEC60754	
Mechanical Characteristics		
Tensile Strength	IEC60794-E1	2.6~13.5 kN Short Term 0.9~4.5 kN Long Term
Bending Radius	IEC60794-1-E11	20*D @ Installation 10*D @ Operation
Crush Resistance	IEC60794-1-E3	1500 N

Applications

- Indoor usage
- Suitable for FTTH network
- Connector cable on optical distribution box
- Suitable in perch to vertical duct and shaft

Characteristics

- Metal free construction
- Central Strength Member
- Standard color for better installation
- Use aramid yarn to withstand mechanical stresses
- Connector installation directly
- Suitable tensile strength and bending
- LSZH jacket (this cable is halogen free)
- Low weight
- Quick and easy installation

Special features

- Production with different color
- Production with different jackets

Part Numbers	
018IA1-T06DDxF-S1	060IA1-T12DDxF-S2
018IA1-T06DDxF-S2	072IA1-T12DDxF-S1
024IA1-T06DDxF-S1	072IA1-T12DDxF-S2
024IA1-T06DDxF-S2	096IA1-T12DDxF-S1
036IA1-T06DDxF-S1	096IA1-T12DDxF-S2
036IA1-T06DDxF-S2	120IA1-T12DDxF-S1
048IA1-T12DDxF-S1	120IA1-T12DDxF-S2
048IA1-T12DDxF-S2	144IA1-T12DDxF-S1
060IA1-T12DDxF-S1	144IA1-T12DDxF-S2

2-12 Core Tight Buffer Breakout Optical Fiber Cable

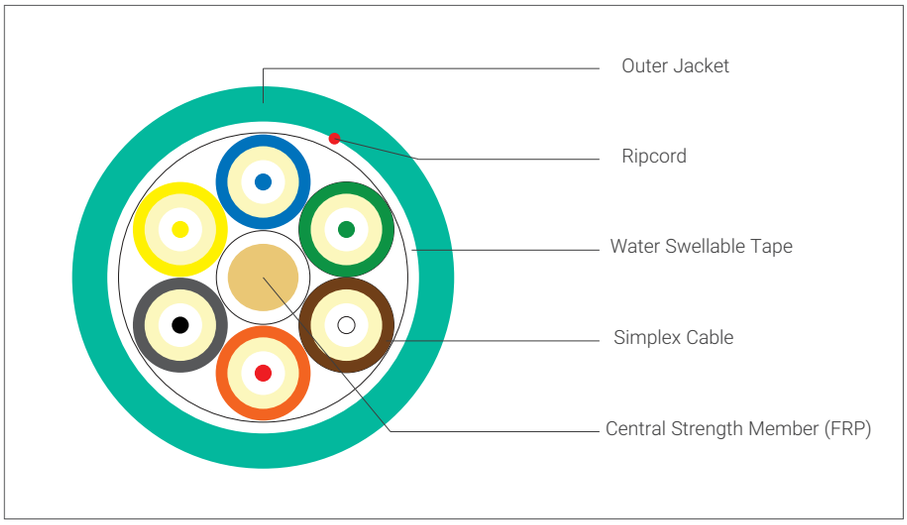

Applications

- Indoor usage

Characteristics

- Metal free construction
- Central Strength Member
- Standard color for better installation
- Water swellable tape in order to prevent moisture penetration
- Use aramid yarn to withstand mechanical stresses
- Connector installation directly
- Suitable tensile strength and bending
- LSZH jacket (this cable is halogen free)
- Low weight

Special features

- Production with different color
- Production with different jackets

Fiber Transmission Performance		
Parameters / Fiber Count	Single Mode / 2 - 12	
Fiber Core Diameter (μm)	9	
Fiber Category	ITU-T G.657	
Wavelengths (nm)	1310/1550/1625	
Maximum Attenuation (dB/km)	0.3~0.4	
Physical Characteristics		
Cable Weight (kg/km)	40~230	
Cable Dimension (mm)	5~16	
Environmental Characteristics		
Temperature	Installation	-10~+70 °C
	Operation	-20~+80 °C
Fire Performance		
Flame Retardant	IEC60332	
Low Smoke Emission	IEC61034	
No Acid Gas Emission	IEC60754	
Mechanical Characteristics		
Tensile Strength	IEC60794-E1	1~5 kN Short Term 0.2~1.8 kN Long Term
Bending Radius	IEC60794-1-E11	20*D @ Installation 10*D @ Operation
Crush Resistance	IEC60794-1-E3	1750 N

Part Numbers	
002IA1-T02DDxF-S1	002IA2-T02DDxF-S1
002IA1-T02DDxF-S2	002IA2-T02DDxF-S2
004IA1-T04DDxF-S1	004IA2-T04DDxF-S1
004IA1-T04DDxF-S2	004IA2-T04DDxF-S2
006IA1-T06DDxF-S1	006IA2-T06DDxF-S1
006IA1-T06DDxF-S2	006IA2-T06DDxF-S2
008IA1-T08DDxF-S1	008IA2-T08DDxF-S1
008IA1-T08DDxF-S2	008IA2-T08DDxF-S2
012IA1-T12DDxF-S1	012IA2-T12DDxF-S1
012IA1-T12DDxF-S2	012IA2-T12DDxF-S2

FTTH Drop Cable

2-12 Core Self-Supporting FTTH Drop Cable

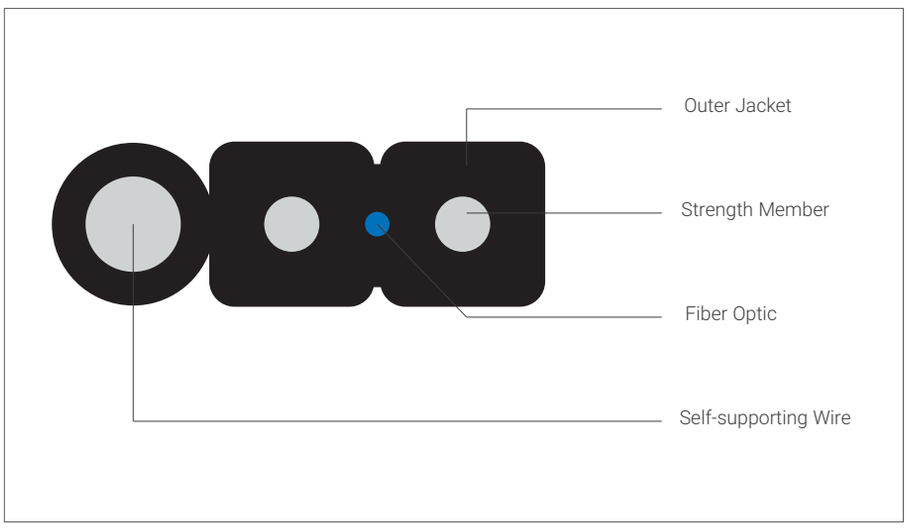

Applications

- Indoor and outdoor usage
- Suitable for FTTX network
- Aerial installation

Characteristics

- Colorful optical fiber threads for better recognition
- Connector installation directly
- Suitable tensile strength and bending
- LSZH jacket (this cable is halogen free)
- Steel self-supporting wire
- Low weight
- Quick and easy installation

Special features

- Customization
- Produce with different color
- Produce with different jackets
- Produce with FRP

Fiber Transmission Performance	
Parameters / Fiber Count	Single Mode / 1 - 12
Fiber Core Diameter (μm)	9
Fiber Category	ITU-T G.657
Wavelengths (nm)	1310/1550/1625
Maximum Attenuation (dB/km)	0.3~0.4

Physical Characteristics		
Cable Weight (Kg/Km)		18~22
Cable Dimension (mm)		2*5

Environmental Characteristics		
Temperature	Installation	-30~+70 °C
	Operation	-40~+80 °C

Fire Performance	
Flame Retardant	IEC60332
Low Smoke Emission	IEC61034
No Acid Gas Emission	IEC60754

Mechanical Characteristics		
Tensile Strength	IEC60794-E1	600 N Short Term 300 N Long Term
Bending Radius	IEC60794-1-E11	20*D @ Installation 15*D @ Operation
Crush Resistance	IEC60794-1-E3	1000 N

Part Numbers	
0018A1-T01xxxW-S1	0018A2-T01xxxW-S1
0018A1-T01xxxW-S2	0018A2-T01xxxW-S2
0028A1-T02xxxW-S1	0028A2-T02xxxW-S1
0028A1-T02xxxW-S2	0028A2-T02xxxW-S2
0048A1-T04xxxW-S1	0048A2-T04xxxW-S1
0048A1-T04xxxW-S2	0048A2-T04xxxW-S2
0068A1-T06xxxW-S1	0068A2-T06xxxW-S1
0068A1-T06xxxW-S2	0068A2-T06xxxW-S2
0088A1-T08xxxW-S1	0088A2-T08xxxW-S1
0088A1-T08xxxW-S2	0088A2-T08xxxW-S2
0128A1-T12xxxW-S1	0128A2-T12xxxW-S1
0128A1-T12xxxW-S2	0128A2-T12xxxW-S2

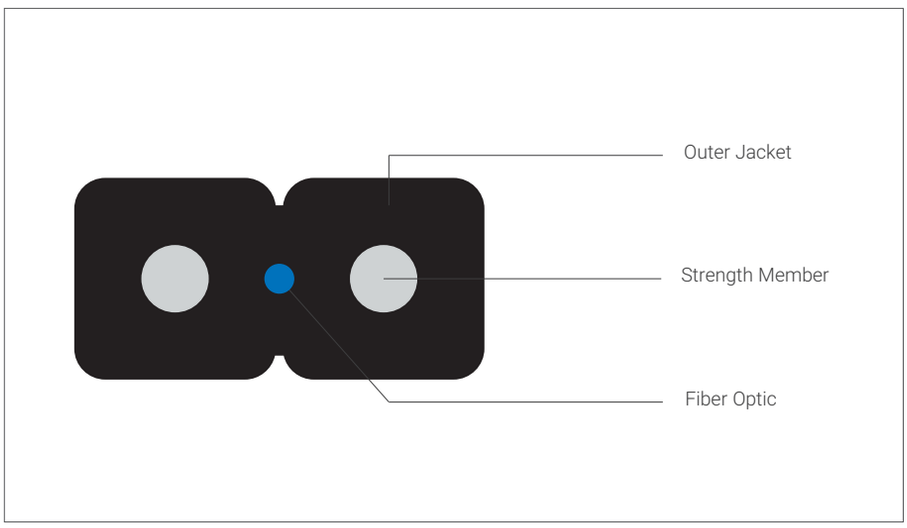

Applications
- Indoor and outdoor usage
- Suitable for FTTX network

Characteristics
- Colorful optical fiber threads for better recognition
- Connector installation directly
- Suitable tensile strength and bending
- LSZH jacket (this cable is halogen free)
- Steel self-supporting wire
- Low weight
- Quick and easy installation

Special features
- Customization
- Produce with different color
- Produce with different jackets
- Produce with FRP

Fiber Transmission Performance		
Parameters / Fiber Count	Single Mode / 1 - 12	
Fiber Core Diameter (μm)	9	
Fiber Category	ITU-T G.657	
Wavelengths (nm)	1310/1550/1625	
Maximum Attenuation (dB/km)	0.3~0.4	
Physical Characteristics		
Cable Weight (kg/km)	9~13	
Cable Dimension (mm)	2*3	
Environmental Characteristics		
Temperature	Installation	-30~+70 °C
	Operation	-40~+80 °C
Fire Performance		
Flame Retardant	IEC60332	
Low Smoke Emission	IEC61034	
No Acid Gas Emission	IEC60754	
Mechanical Characteristics		
Tensile Strength	IEC60794-E1	150 N Short Term 70 N Long term
Bending Radius	IEC60794-1-E11	20*D @ Installation 15*D @ Operation
Crush Resistance	IEC60794-1-E3	1000 N

Part Numbers	
001FA1-T01xxxW-S1	001FA2-T01xxxW-S1
001FA1-T01xxxW-S2	001FA2-T01xxxW-S2
002FA1-T02xxxW-S1	002FA2-T02xxxW-S1
002FA1-T02xxxW-S2	002FA2-T02xxxW-S2
004FA1-T04xxxW-S1	004FA2-T04xxxW-S1
004FA1-T04xxxW-S2	004FA2-T04xxxW-S2
006FA1-T06xxxW-S1	006FA2-T06xxxW-S1
006FA1-T06xxxW-S2	006FA2-T06xxxW-S2
008FA1-T08xxxW-S1	008FA2-T08xxxW-S1
008FA1-T08xxxW-S2	008FA2-T08xxxW-S2
012FA1-T12xxxW-S1	012FA2-T12xxxW-S1
012FA1-T12xxxW-S2	012FA2-T12xxxW-S2

2-24 Core Loose Tube Structure Drop Cable

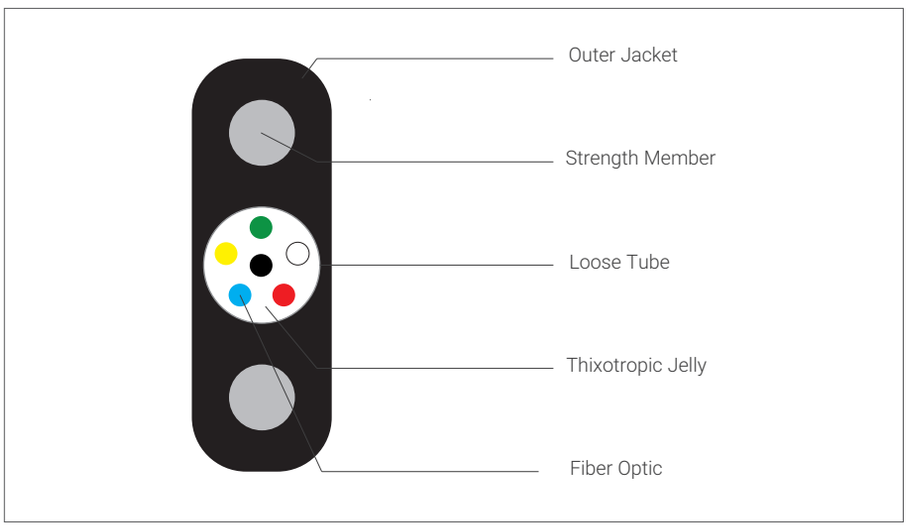

Applications

- Outdoor usage
- Suitable for FTTX network
- Conduit outdoor

Characteristics

- Central tube structure
- Waterproof structure
- Colorful optical fiber threads for better recognition
- Suitable tensile strength and bending
- Steel self-supporting wire
- Low weight,
- Qquick and easy installation

Special features

- Produce with different color
- Produce with different jackets
- Produce with FRP

Fiber Transmission Performance	
Parameters / Fiber Count	Single Mode / 2 - 24
Fiber Core Diameter (μm)	9
Fiber Category	ITU-T G.657
Wavelengths (nm)	1310/1550/1625
Maximum Attenuation (dB/km)	0.3~0.4

Physical Characteristics	
Cable Weight (kg/km)	35~40
Cable Dimension (mm)	8.5*5

Environmental Characteristics		
Temperature	Installation	-30~+70 °C
	Operation	-40~+80 °C

Fire Performance	
Flame Retardant	IEC60332
Low Smoke Emission	IEC61034
No Acid Gas Emission	IEC60754

Mechanical Characteristics		
Tensile Strength	IEC60794-E1	1300 N Short Term 600 N Long Term
Bending Radius	IEC60794-1-E11	15*D @ Installation 10*D @ Operation
Crush Resistance	IEC60794-1-E3	1000 N

Part Numbers	
002FA1-L02xxxF-S3	002FA2-L02xxxF-S3
004FA1-L04xxxF-S3	004FA2-L04xxxF-S3
006FA1-L06xxxF-S3	006FA2-L06xxxF-S3
008FA1-L08xxxF-S3	008FA2-L08xxxF-S3
012FA1-L12xxxF-S3	012FA2-L12xxxF-S3
014FA1-L14xxxF-S3	014FA2-L14xxxF-S3
016FA1-L16xxxF-S3	016FA2-L16xxxF-S3
018FA1-L18xxxF-S3	018FA2-L18xxxF-S3
020FA1-L20xxxF-S3	020FA2-L20xxxF-S3
022FA1-L22xxxF-S3	022FA2-L22xxxF-S3
024FA1-L24xxxF-S3	024FA2-L24xxxF-S3

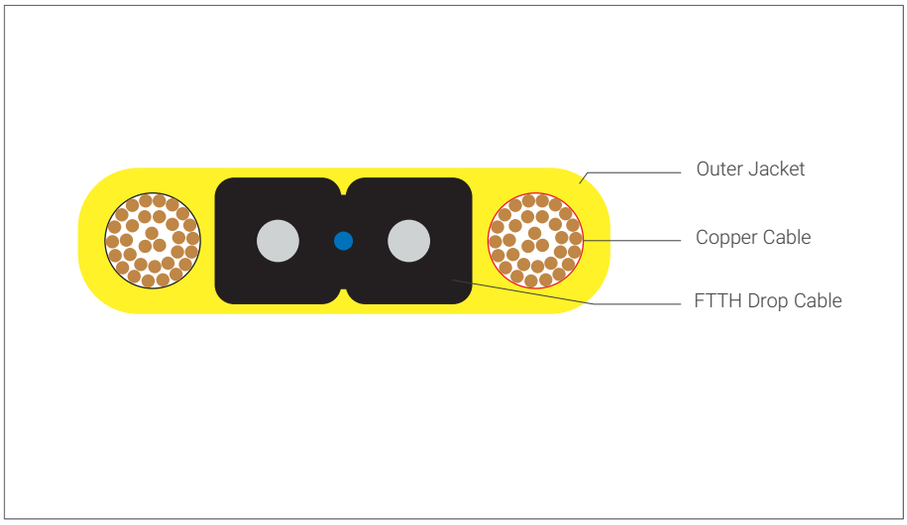

Fiber Transmission Performance		
Parameters / Fiber Count	Single Mode / 1 - 12	
Fiber Core Diameter (μm)	9	
Fiber Category	ITU-T G.657	
Wavelengths (nm)	1310/1550/1625	
Maximum Attenuation (dB/km)	0.3~0.4	
Physical Characteristics		
Cable Weight (kg/km)	70~100	
Cable Dimension (mm)	10*5	
Environmental Characteristics		
Temperature	Installation	-30~+70 °C
	Operation	-40~+80 °C
Fire Performance		
Flame Retardant	IEC60332	
Low Smoke Emission	IEC61034	
No Acid Gas Emission	IEC60754	
Mechanical Characteristics		
Tensile Strength	IEC60794-E1	300 N Short Term 150 N Long Term
Bending Radius	IEC60794-1-E11	20*D @ Installation 15*D @ Operation
Crush Resistance	IEC60794-1-E3	1000 N

Applications

- outdoor and indoor usage
- Suitable for FTTX network
- High capacity to transmit data and power

Characteristics

- Colorful optical fiber threads for better recognition
- Connector installation directly
- Suitable tensile strength and bending
- LSZH jacket (this cable is halogen free)
- Steel self-supporting wire
- Low weight
- Quick and easy installation

Special features

- Customization
- Produce with different color
- Produce with different jackets
- Produce with FRP

Part Number
PFD-2

Part Numbers

Example: 012IA1-T12DDXF-S1

Tight Buffer Breakout Optical Fiber Cable, 12 Core, Indoor, G657A1, Tight Buffer, 12 Core Per Tube, Water Swellable Tape, FRP Strength Member, Outer Jacket LSZH

024	B	2D	L	12	WD	S	X	S3
1-3	4	5-6	7	8-9	10-11	12	13	14-15

1-3 > Fiber Count	5-6 > Fiber Grade	8-9 > Fiber per Tube	12 > Armoring	14-15 > Jacketing
001	2D: G652D	01	S: Steel Tape	S1: Single Jacket - LSZH
002	A1: G657A1	02	A: Aluminum Tape	S2: Single Jacket - PVC
004	A2: G657A2	04		S3: Single Jacket - PE
006	B3: G657B3	06		D1: Double Jacket -LSZH - LSZH
008	55: G655	08		D2: Double Jacket - PVC - PVC
012	56: G556	12		D3: Double Jacket - PE -PE
024	M1: OM1	18		
036	M2: OM2	24		
048	M3: OM3			
072	M4: OM4			
096				
144				

4 > Installation	7 > Buffer Structure	10-11 > Water Protection	13 > Strength Member
A: Aerial Self-Support (Outdoor)	T: Tight Buffer	DD: Dry Dry	W: Steel Wire
B: Burial [or Buried] (Outdoor)	L: Loose Tube	WW: Wet Wet	F: FRP or KFRP
C: Conduit [or Duct] (Outdoor)	R: Ribbon Tube	WD: Wet Dry	K: Kevlar (Aramid Yarn)
8: Aerial Figure-8	M: Micro	xD: No Jelly - Yarn/Tape	
F: FTTH Drop			
I: Indoor			

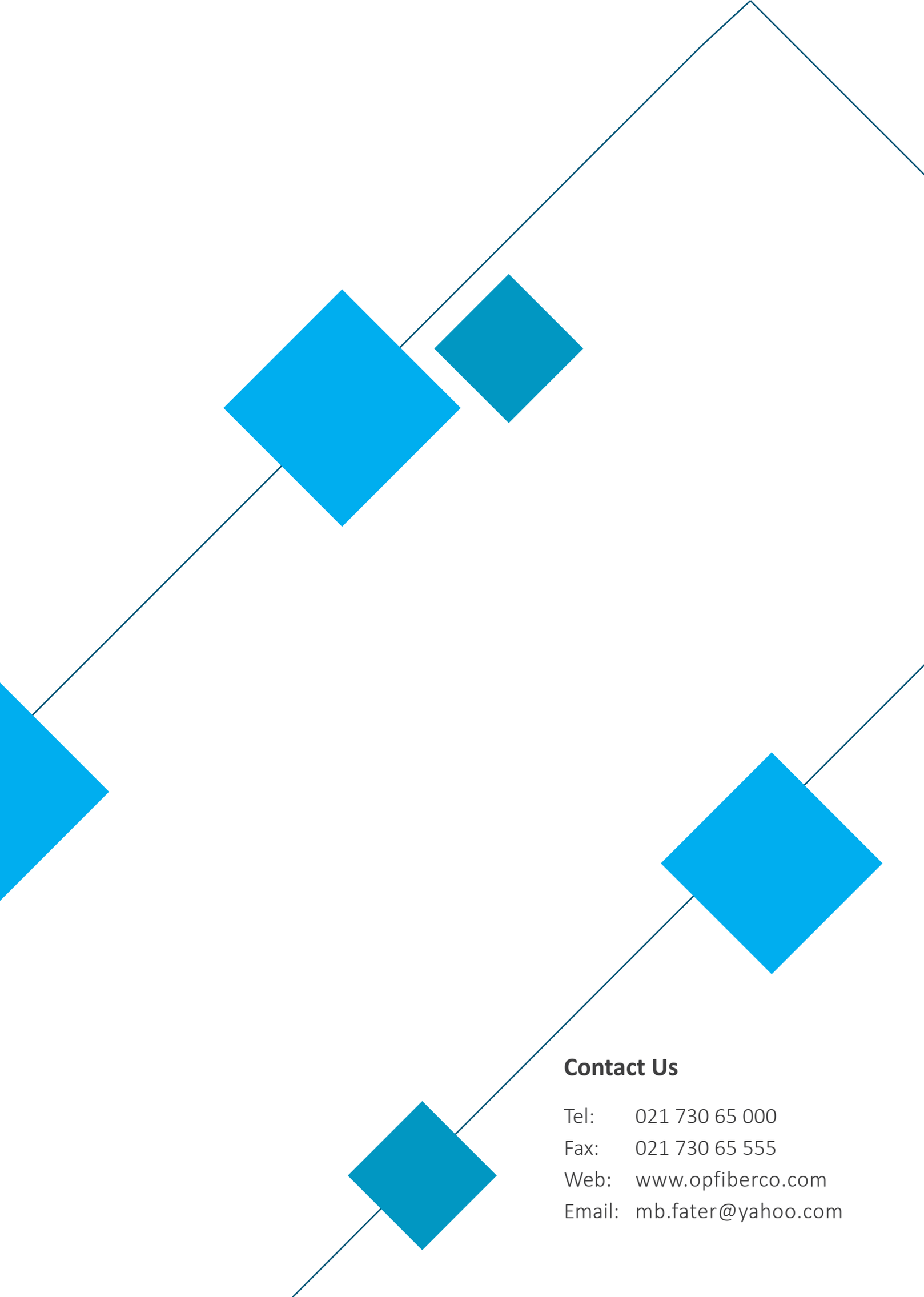

Contact Us

Tel: 021 730 65 000
Fax: 021 730 65 555
Web: www.opfiberco.com
Email: mb.fater@yahoo.com